
2002 KENTUCKY HIGH SCHOOL ATHLETIC ASSOCIATION
BOYS' SWEET SIXTEEN® STATE BASKETBALL TOURNAMENT

March 13-16 • Rupp Arena • Lexington



Wednesday, March 13
Session 1 - Game 1

Paducah Tilghman Blue Tornado
vs.
Rockcastle County Rockets

FINAL GAME STATS



IT'S SHOWTIME!

2002 KHSAA BOYS' SWEET 16 - Game Box Score
Rockcastle County Rockets vs. Paducah Tilghman Blue Tornado

Date: 03/13/2002 Time: 1:00 pm Site: Rupp Arena-Lexington, KY Attendance: Unknown

Visitors: Paducah Tilghman Blue Tornado															
##	Name	P	FG	3 Pt	FT	PTS	ORB	DRB	TR	PF	AST	TO	BS	ST	MIN
10	A.J. Davis		0/1	0/1	0/0	0	0	0	0	0	0	0	0	0	0:36
12	* Ches Gibson	G	1/5	1/5	1/2	4	1	1	2	2	0	4	0	3	22:20
15	Curtis Hamilton		0/0	0/0	0/0	0	0	0	0	0	0	0	0	0	0:36
21	* Ryan Wagner	G	1/5	1/5	2/2	5	0	2	2	3	2	2	0	3	25:40
22	Fred Perry		4/9	1/4	0/2	9	2	2	4	0	1	1	1	0	18:09
23	* Bryan Hamilton	G	4/14	0/3	2/2	10	2	2	4	1	4	2	2	4	27:34
25	Michael Craft		0/0	0/0	0/0	0	0	0	0	0	0	0	0	1	0:36
32	Kyle Bohle		0/0	0/0	0/0	0	0	0	0	0	0	0	0	0	DNP
33	* Chris Clarke	F	2/8	1/6	0/0	5	3	3	6	2	2	1	3	2	25:42
35	Armond Cooper		2/6	0/0	0/0	4	6	0	6	2	1	1	0	1	9:03
40	D.C. Faulkner		0/0	0/0	0/0	0	0	0	0	0	0	0	0	0	0:36
44	Courtney Amos		0/0	0/0	0/0	0	0	0	0	0	0	0	0	0	DNP
50	* Orlandus Hill	C	7/15	0/0	7/12	21	7	8	15	4	2	2	2	0	28:32
51	John Biles		0/0	0/0	0/0	0	0	0	0	0	0	0	0	0	0:36
42	Joe Casey		0/0	0/0	0/0	0	0	0	0	0	0	0	0	0	DNP
	Team						0	0	0						
	Totals		21/63	4/24	12/20	58	21	18	39	14	12	13	8	14	160

Total FG	1st Half	11/38	28.9%	2nd Half	10/25	40.0%	Game	21/63	33.3%
3 PT FG	1st Half	0/13	0.00%	2nd Half	4/11	36.4%	Game	4/24	16.7%
Free Throws	1st Half	4/6	66.7%	2nd Half	8/14	57.1%	Game	12/20	60.0%

Home: Rockcastle County Rockets															
##	Name	P	FG	3 Pt	FT	PTS	ORB	DRB	TR	PF	AST	TO	BS	ST	MIN
3	Devin Taylor		0/0	0/0	0/0	0	1	0	1	2	1	0	0	0	13:54
12	Austin Miller		1/1	1/1	0/0	3	1	1	2	0	1	0	0	0	13:49
14	* Aaron Anderkin	G	0/6	0/5	0/0	0	1	2	3	4	0	5	0	1	19:32
15	* Aaron Cash	G	6/15	0/1	3/6	15	2	6	8	2	5	8	0	2	29:08
20	* Jason Reynolds	F	4/9	1/3	1/2	10	1	4	5	1	0	2	0	0	24:07
21	Chris Settles		1/4	0/0	0/1	2	1	0	1	2	0	4	0	0	17:30
22	* Andrew Hammond	C	6/9	0/0	1/3	13	4	4	8	3	0	4	1	1	29:53
30	Coty Reams		0/0	0/0	0/0	0	0	0	0	0	0	1	0	0	1:21
32	James Isaacs		0/0	0/0	0/0	0	0	0	0	0	0	0	0	0	0:23
34	Chris Childress		0/0	0/0	0/0	0	0	0	0	0	0	1	0	0	1:21
40	Darrin Harris		0/0	0/0	0/0	0	0	0	0	0	0	0	0	0	0:13
42	* Stephen Boreing	F	0/0	0/0	0/0	0	0	0	0	3	0	0	0	1	7:37
44	Anthony Stevens		0/0	0/0	0/0	0	0	0	0	0	0	0	0	0	0:13
5	Blake Roberts		0/0	0/0	0/0	0	0	0	0	0	0	0	0	0	0:36
10	Derrick Hurst		0/0	0/0	0/0	0	0	0	0	0	0	0	0	0	0:23
	Team						2	3	5			1			
	Totals		18/44	2/10	5/12	43	13	20	33	17	7	26	1	5	160

Total FG	1st Half	7/16	43.8%	2nd Half	11/28	39.3%	Game	18/44	40.9%
3 PT FG	1st Half	1/4	25.0%	2nd Half	1/6	16.7%	Game	2/10	20.0%
Free Throws	1st Half	2/6	33.3%	2nd Half	3/6	50.0%	Game	5/12	41.7%

Free Throw Pts	PadT	Rock	3Pt Points	PadT	Rock	Pts/Possession	PadT	Rock
	12	5		12	6	0.59	0.51	
Pts off Turnovers	24	9	2nd Chance Points	16	10	Pts off Bench	13	5
Total Rebounds	39	33	Team Rebounds	0	5	Dead Ball Reb	7	4
Off Rebound %	51.2	41.9	Def Rebound %	58.1	48.8	Total Rebound %	54.2	45.8

Technical Fouls: PadT None, Rock None
 Officials: Steve Kellam, Jerry Hurley, Curtis King

	Qtr 1	Qtr 2	Qtr 3	Qtr 4	OT 1	OT 2	OT 3	OT 4	Total
Paducah Tilghman Blue Tornado	14	12	18	14	0	0	0	0	58
Rockcastle County Rockets	6	11	15	11	0	0	0	0	43

2002 KHSAA BOYS' SWEET 16 - Play by Play Report - Period: 1 (pg 1)
 Rockcastle County Rockets vs. Paducah Tilghman Blue Tornado
 Date: 03/13/2002 Time: 1:00 pm Site: Rupp Arena-Lexington, KY Attendance:

Name	Action	Action	Score	Clock	Diff	Name	Action	Action
14 A Anderkin	Start Game					12 C Gibson	Start Game	
15 A Cash	Start Game					21 R Wagner	Start Game	
20 J Reynolds	Start Game					23 B Hamilton	Start Game	
22 A Hammond	Start Game					33 C Clarke	Start Game	
42 S Boreing	Start Game					50 O Hill	Start Game	
A Hammond	Jump Ball Loss			1 7:59		O Hill	Jump Ball Win	
				1 7:36		R Wagner	Turnover	(Bad Pass)
S Boreing	Steal			1 7:33				
A Anderkin	FG Attempt			1 6:59		B Hamilton	Block	C Clarke Def Reb
Rock	Def Rebound			1 6:38		R Wagner	3Pt Attempt	
C Settles	Enter Game	for S Boreing		1 6:35				
A Cash	FG Attempt	A Cash Off Reb		1 6:27		B Hamilton	Block	
A Hammond	Turnover	(Fumble)		1 6:24				
				1 6:11		B Hamilton	Turnover	
A Anderkin	Steal			1 6:11				
A Anderkin	Turnover	(Traveling)		1 6:11				
				1 6:06		B Hamilton	3Pt Attempt	C Gibson Off Reb
				1 5:50		C Clarke	3Pt Attempt	O Hill Off Reb
			0-2	1 5:47	-2	O Hill	Putback Made	
				1 5:39		B Hamilton	Personal Foul	
A Cash	FT Attempt	Rock Deadball Reb		1 5:39				
A Cash	FT Attempt			1 5:39		C Clarke	Def Rebound	
J Reynolds	Def Rebound			1 5:33		O Hill	FG Attempt	
J Reynolds	3Pt Made	A Cash Assist	3-2	1 5:21	+1 (L1)			
Rock	Def Rebound			1 4:55		B Hamilton	3Pt Attempt	
J Reynolds	FG Attempt			1 4:44		O Hill	Def Rebound	
A Hammond	Personal Foul			1 4:43				
				1 4:43		F Perry	Enter Game	for C Gibson
A Cash	Turnover	(Fumble)		1 4:27	-1 (L2)	B Hamilton	FG Made	
				1 4:21				
A Hammond	FG Attempt			1 4:13	-3	F Perry	Layup Made	B Hamilton Assist
				1 3:55		C Clarke	Block	B Hamilton Def Reb
Rock	20 Sec Time Out			1 3:48	-5	C Clarke	FG Made	B Hamilton Assist
A Cash	FT Made			1 3:45				
A Cash	FT Attempt			1 3:32	-4	R Wagner	Personal Foul	
				1 3:32		O Hill	Def Rebound	
				1 3:21		B Hamilton	FG Attempt	F Perry Off Reb
C Settles	Turnover	(Bad Pass)		1 3:17	-6	F Perry	Putback Made	
				1 2:59				
				1 2:59				
J Reynolds	FG Made			1 2:32	-8	O Hill	FG Made	F Perry Assist
				1 2:16	-6			
				1 2:00		F Perry	3Pt Attempt	O Hill Off Reb
A Cash	Def Rebound			1 1:57		O Hill	Putback Att	F Perry Off Reb
A Hammond	Turnover	(Fumble)		1 1:55		F Perry	Putback Att	
				1 1:43				
				1 1:43		R Wagner	Steal	
				1 1:32		F Perry	Layup Att	O Hill Off Reb
C Settles	Turnover	(Bad Pass)		1 1:30	-8	O Hill	Putback Made	
				1 1:23				
J Reynolds	Def Rebound			1 1:21		C Clarke	Steal	
A Anderkin	3Pt Attempt			1 1:09		R Wagner	3Pt Attempt	
J Reynolds	Personal Foul			1 1:01		F Perry	Def Rebound	
J Reynolds	Leave Game			1 0:54				
J Reynolds	Leave Game			1 0:54				
D Taylor	Enter Game	for C Settles		1 0:54				
A Miller	Enter game			1 0:54				
				1 0:54		C Gibson	Enter Game	for R Wagner
				1 0:54		O Hill	FT Attempt	PadT Deadball Reb
				1 0:54		O Hill	FT Attempt	O Hill Off Reb
A Anderkin	Def Rebound			1 0:06		C Gibson	3Pt Attempt	

2002 KHSAA BOYS' SWEET 16 - Play by Play Report - Period: 1 (pg 2)
 Rockcastle County Rockets vs. Paducah Tilghman Blue Tornado
 Date: 03/13/2002 Time: 1:00 pm Site: Rupp Arena-Lexington, KY Attendance:

Name	Action	Action	Score	Clock	Diff	Name	Action	Action
A Anderkin	Turnover	(Bad Pass)		1 0:02				
				1 0:00		C Gibson	Steal	
Rock	Def Rebound	(Dead Ball Reb)		1 0:00		O Hill	FG Attempt	

End of Period Summary Rockets 6 Blue Tornado 14

2002 KHSAA BOYS' SWEET 16 - Play by Play Report - Period: 2 (pg 1)
 Rockcastle County Rockets vs. Paducah Tilghman Blue Tornado
 Date: 03/13/2002 Time: 1:00 pm Site: Rupp Arena-Lexington, KY Attendance:

Name	Action	Action	Score	Clock	Diff	Name	Action	Action
A Cash	Turnover	(Bad Pass)		2 8:00		A Cooper	Enter Game	for C Clarke
			6-16	2 7:50				
A Cash	Turnover	(Bad Pass)		2 7:38	-10	O Hill	FG Made	B Hamilton Assist
				2 7:16		C Gibson	Personal Foul	
A Anderkin	Turnover		6-18	2 7:12				
				2 7:11		B Hamilton	Steal	
A Anderkin	Personal Foul			2 7:08	-12	B Hamilton	FG Made	O Hill Assist
D Taylor	Leave Game			2 6:50				
J Reynolds	Enter Game	for A Anderkin		2 6:50		B Hamilton	Steal	
C Settles	Enter game			2 6:47				
A Hammond	Def Rebound			2 6:47				
J Reynolds	3Pt Attempt			2 6:41		B Hamilton	FG Attempt	
				2 6:30		O Hill	Def Rebound	
			6-20	2 5:58		F Perry	3Pt Attempt	A Cooper Off Reb
C Settles	Layup Att			2 5:48	-14	O Hill	Layup Made	A Cooper Assist
				2 5:31		F Perry	Def Rebound	
				2 5:16		F Perry	3Pt Attempt	B Hamilton Off Reb
J Reynolds	Def Rebound			2 5:13		B Hamilton	Putback Att	A Cooper Off Reb
A Hammond	FG Made	A Cash Assist	8-20	2 5:11		A Cooper	Putback Att	
				2 4:58	-12			
				2 4:50		PadT	20 Sec Time Out	
				2 4:50		R Wagner	Enter Game	for B Hamilton
				2 4:50		C Clarke	Enter Game	for F Perry
				2 4:29		A Cooper	Personal Foul	
A Cash	FG Attempt	A Hammond Off Reb		2 4:29		A Cooper	Turnover	
J Reynolds	FT Made		9-20	2 4:11				
J Reynolds	FT Attempt	A Miller Off Reb		2 3:58	-11	O Hill	Personal Foul	
J Reynolds	3Pt Attempt			2 3:58				
				2 3:52		R Wagner	Def Rebound	
			9-22	2 3:41		O Hill	Layup Att	A Cooper Off Reb
C Settles	Turnover	(Bad Pass)		2 3:37	-13	A Cooper	Putback Made	
				2 3:30				
A Anderkin	Enter Game	for C Settles		2 3:27		R Wagner	Steal	
D Taylor	Enter Game	for A Cash		2 3:22				
				2 3:22		B Hamilton	Enter Game	for O Hill
A Hammond	Def Rebound			2 3:05		C Clarke	FG Attempt	A Cooper Off Reb
A Hammond	Turnover	(Bad Pass)		2 3:03		A Cooper	Putback Att	
				2 2:59				
				2 2:59		C Gibson	Steal	
				2 2:59		C Gibson	Turnover	(Traveling)
				2 2:59				
A Cash	Enter Game	for A Miller		2 2:59		O Hill	Enter Game	for A Cooper
J Reynolds	Layup Made	A Cash Assist	11-22	2 2:55	-11			
A Cash	Def Rebound			2 2:25		B Hamilton	FG Attempt	
A Cash	Layup Made		13-22	2 2:07	-9			
				2 1:53		C Clarke	3Pt Attempt	O Hill Off Reb
A Hammond	Personal Foul		13-23	2 1:51	-10	O Hill	FT Made	
			13-24	2 1:51	-11	O Hill	FT Made	
				2 1:51		F Perry	Enter Game	for C Gibson
A Cash	Turnover	(Bad Pass)		2 1:48				
J Reynolds	Def Rebound			2 1:38		B Hamilton	3Pt Attempt	
J Reynolds	Turnover	(Bad Pass)		2 1:33				
				2 1:33		C Gibson	Enter Game	for B Hamilton
S Boreing	Enter Game	for A Hammond		2 1:33				
D Taylor	Personal Foul		13-25	2 1:16	-12	R Wagner	FT Made	
			13-26	2 1:16	-13	R Wagner	FT Made	
				2 1:16		B Hamilton	Enter Game	for R Wagner

2002 KHSAA BOYS' SWEET 16 - Play by Play Report - Period: 2 (pg 2)
 Rockcastle County Rockets vs. Paducah Tilghman Blue Tornado
 Date: 03/13/2002 Time: 1:00 pm Site: Rupp Arena-Lexington, KY Attendance:

Name	Action	Action	Score	Clock	Diff	Name	Action	Action
A Cash	FG Made		15-26	2 1:07	-11			
				2 0:57		F Perry	Turnover	
A Cash	Steal			2 0:56				
A Cash	Layup Made		17-26	2 0:53	-9			
				2 0:33		O Hill	FG Attempt	C Clarke Off Reb
A Cash	Def Rebound			2 0:29		C Gibson	3Pt Attempt	
A Anderkin	Turnover	(Violation)		2 0:21				
				2 0:21		R Wagner	Enter Game	for F Perry
				2 0:21		F Perry	Enter Game	for C Gibson
Rock	Def Rebound	(Dead Ball Reb)		2 0:03		C Clarke	3Pt Attempt	
				2 0:02		O Hill	Personal Foul	
A Hammond	Enter Game	for S Boreing		2 0:02		A Cooper	Enter Game	for O Hill
A Anderkin	Turnover	(Bad Pass)		2 0:02				
				2 0:01		A Cooper	Steal	

End of Period Summary Rockets 17 Blue Tornado 26

Largest Lead: Rockets 6 Blue Tornado 20 (14 pts)
 Lead in Period: Rockets 6 Blue Tornado 20 (14 pts)
 9 for 6 oppo pts
 2 for 1 pts
 5/9 for 55.6 %
 1/2 for 50.0 %

Turnovers
 2nd Chances
 Field Goals
 Free Throws

Lead Changes: 2 Ties: 0
 Lead Changes: 0 Ties: 0 (this period)
 3 for 5 oppo pts
 7 for 6 pts
 4/18 for 22.2 %
 4/4 for 100 %

2002 KHSAA BOYS' SWEET 16 - Game Box Score

Rockcastle County Rockets vs. Paducah Tilghman Blue Tornado

Date: 03/13/2002 Time: 1:00 pm Site: Rupp Arena-Lexington, KY Attendance: Unknown

Visitors: Paducah Tilghman Blue Tornado

##	Name	P	FG	3 Pt	FT	PTS	ORB	DRB	TR	PF	AST	TO	BS	ST	MIN
10	A.J. Davis		0/0	0/0	0/0	0	0	0	0	0	0	0	0	0	DNP
12	* Ches Gibson	G	0/2	0/2	0/0	0	1	0	1	1	0	1	0	2	11:32
15	Curtis Hamilton		0/0	0/0	0/0	0	0	0	0	0	0	0	0	0	DNP
21	* Ryan Wagner	G	0/2	0/2	2/2	2	0	1	1	1	0	1	0	2	11:01
22	Fred Perry		2/7	0/3	0/0	4	2	2	4	0	1	1	0	0	9:44
23	* Bryan Hamilton	G	2/9	0/3	0/0	4	1	1	2	1	3	1	2	2	14:15
25	Michael Craft		0/0	0/0	0/0	0	0	0	0	0	0	0	0	0	DNP
32	Kyle Bohle		0/0	0/0	0/0	0	0	0	0	0	0	0	0	0	DNP
33	* Chris Clarke	F	1/5	0/3	0/0	2	1	2	3	0	0	0	1	1	12:50
35	Armond Cooper		1/3	0/0	0/0	2	4	0	4	1	1	1	0	1	5:03
40	D.C. Faulkner		0/0	0/0	0/0	0	0	0	0	0	0	0	0	0	DNP
44	Courtney Amos		0/0	0/0	0/0	0	0	0	0	0	0	0	0	0	DNP
50	* Orlandus Hill	C	5/10	0/0	2/4	12	5	3	8	2	1	0	0	0	15:35
51	John Biles		0/0	0/0	0/0	0	0	0	0	0	0	0	0	0	DNP
42	Joe Casey		0/0	0/0	0/0	0	0	0	0	0	0	0	0	0	DNP
	Team						0	0	0						
Totals			11/38	0/13	4/6	26	14	9	23	6	6	5	3	8	80

Total FG	1st Half	11/38	28.9%	2nd Half	0/0	0.00%	Game	11/38	28.9%
3 PT FG	1st Half	0/13	0.00%	2nd Half	0/0	0.00%	Game	0/13	0.00%
Free Throws	1st Half	4/6	66.7%	2nd Half	0/0	0.00%	Game	4/6	66.7%

Home: Rockcastle County Rockets

##	Name	P	FG	3 Pt	FT	PTS	ORB	DRB	TR	PF	AST	TO	BS	ST	MIN
3	Devin Taylor		0/0	0/0	0/0	0	0	0	0	1	0	0	0	0	5:29
12	Austin Miller		0/0	0/0	0/0	0	1	0	1	0	0	0	0	0	5:55
14	* Aaron Anderkin	G	0/2	0/1	0/0	0	0	1	1	1	0	5	0	1	12:35
15	* Aaron Cash	G	3/5	0/0	1/4	7	1	3	4	0	3	4	0	1	15:37
20	* Jason Reynolds	F	3/6	1/3	1/2	8	0	4	4	1	0	1	0	0	13:53
21	Chris Settles		0/1	0/0	0/0	0	0	0	0	0	0	3	0	0	9:06
22	* Andrew Hammond	C	1/2	0/0	0/0	2	1	2	3	2	0	3	0	0	14:29
30	Coty Reams		0/0	0/0	0/0	0	0	0	0	0	0	0	0	0	DNP
32	James Isaacs		0/0	0/0	0/0	0	0	0	0	0	0	0	0	0	DNP
34	Chris Childress		0/0	0/0	0/0	0	0	0	0	0	0	0	0	0	DNP
40	Darrin Harris		0/0	0/0	0/0	0	0	0	0	0	0	0	0	0	DNP
42	* Stephen Boreing	F	0/0	0/0	0/0	0	0	0	0	0	0	0	0	1	2:56
44	Anthony Stevens		0/0	0/0	0/0	0	0	0	0	0	0	0	0	0	DNP
5	Blake Roberts		0/0	0/0	0/0	0	0	0	0	0	0	0	0	0	DNP
10	Derrick Hurst		0/0	0/0	0/0	0	0	0	0	0	0	0	0	0	DNP
	Team						0	2	2						
Totals			7/16	1/4	2/6	17	3	12	15	5	3	16	0	3	80

Total FG	1st Half	7/16	43.8%	2nd Half	0/0	0.00%	Game	7/16	43.8%
3 PT FG	1st Half	1/4	25.0%	2nd Half	0/0	0.00%	Game	1/4	25.0%
Free Throws	1st Half	2/6	33.3%	2nd Half	0/0	0.00%	Game	2/6	33.3%

	PadT	Rock		PadT	Rock		PadT	Rock
Free Throw Pts	4	2	3Pt Points	0	3	Pts/Possession	0.53	0.44
Pts off Turnovers	14	5	2nd Chance Points	12	1	Pts off Bench	6	0
Total Rebounds	23	15	Team Rebounds	0	2	Dead Ball Reb	1	3
Off Rebound %	53.8	25.0	Def Rebound %	75.0	46.2	Total Rebound %	60.5	39.5

Technical Fouls: PadT None, Rock None
 Officials: Steve Kellam, Jerry Hurley, Curtis King

	Qtr 1	Qtr 2	Qtr 3	Qtr 4	OT 1	OT 2	OT 3	OT 4	Total
Paducah Tilghman Blue Tornado	14	12	0	0	0	0	0	0	26
Rockcastle County Rockets	6	11	0	0	0	0	0	0	17

2002 KHSAA BOYS' SWEET 16 - Play by Play Report - Period: 3 (pg 1)
Rockcastle County Rockets vs. Paducah Tilghman Blue Tornado
Date: 03/13/2002 Time: 1:00 pm Site: Rupp Arena-Lexington, KY Attendance:

Name	Action	Action	Score	Clock	Diff	Name	Action	Action
D Taylor	Leave Game			3 8:00				
A Anderkin	Leave Game			3 8:00				
A Cash	Leave Game			3 8:00				
J Reynolds	Leave Game			3 8:00				
A Hammond	Leave Game			3 8:00				
				3 8:00		R Wagner	Leave Game	
				3 8:00		F Perry	Leave Game	
				3 8:00		B Hamilton	Leave Game	
				3 8:00		C Clarke	Leave Game	
				3 8:00		C Gibson	Enter Game	for A Cooper
				3 8:00		R Wagner	Enter game	
				3 8:00		B Hamilton	Enter game	
				3 8:00		C Clarke	Enter game	
				3 8:00		O Hill	Enter game	
A Anderkin	Enter game			3 8:00				
A Cash	Enter game			3 8:00				
J Reynolds	Enter game			3 8:00				
A Hammond	Enter game			3 8:00				
S Boreing	Enter game			3 8:00				
			17-29	3 7:47	-12	R Wagner	3Pt Made	B Hamilton Assist
A Cash	FG Attempt	Rock Off Reb		3 7:31				
A Cash	Turnover	(Bad Pass)		3 7:29				
				3 7:27		C Clarke	Steal	
S Boreing	Personal Foul			3 7:10				
A Anderkin	Def Rebound			3 6:58		R Wagner	3Pt Attempt	
A Cash	Turnover	(Bad Pass)		3 6:42				
				3 6:39		B Hamilton	Steal	
			17-31	3 6:38	-14	B Hamilton	Dunk Made	
J Reynolds	Turnover	(Fumble)		3 6:21				
Rock	20 Sec Time Out			3 6:21				
				3 6:13		B Hamilton	FG Attempt	C Clarke Off Reb
A Anderkin	Personal Foul			3 6:07				
A Miller	Enter Game	for A Anderkin		3 6:07				
				3 6:00		C Clarke	Turnover	(Bad Pass)
A Hammond	Steal			3 5:58				
A Hammond	Layup Made	A Miller Assist	19-31	3 5:54	-12			
				3 5:48		C Gibson	3Pt Attempt	B Hamilton Off Reb
				3 5:45		B Hamilton	Putback Att	O Hill Off Reb
A Hammond	Def Rebound			3 5:40		O Hill	FG Attempt	
A Cash	FG Made		21-31	3 5:08	-10			
				3 5:00		O Hill	FG Attempt	C Clarke Off Reb
A Cash	Personal Foul			3 4:58				
C Settles	Enter Game	for J Reynolds		3 4:58				
			21-33	3 4:56	-12	O Hill	FG Made	
C Settles	FG Made		23-33	3 4:50	-10			
S Boreing	Personal Foul			3 4:33				
			23-34	3 4:33	-11	O Hill	FT Attempt	PadT Deadball Reb
				3 4:26		O Hill	FT Made	
				3 4:26		O Hill	Personal Foul	
A Hammond	FT Attempt	Rock Deadball Reb		3 4:26				
A Hammond	FT Attempt			3 4:26		O Hill	Def Rebound	
C Settles	Personal Foul			3 3:59				
A Miller	Def Rebound			3 3:46		C Gibson	3Pt Attempt	
A Hammond	Layup Made	A Cash Assist	25-34	3 3:39	-9			
				3 3:29		C Gibson	Turnover	(Bad Pass)
A Hammond	Turnover	(Bad Pass)		3 3:26				
				3 3:24		C Gibson	Steal	
				3 3:24		C Gibson	Turnover	
				3 3:24		F Perry	Enter Game	for C Gibson
Rock	Turnover	(5 Sec Violation)		3 3:24				
				3 3:20		R Wagner	3Pt Attempt	PadT Deadball Reb

2002 KHSAA BOYS' SWEET 16 - Play by Play Report - Period: 3 (pg 2)
Rockcastle County Rockets vs. Paducah Tilghman Blue Tornado
Date: 03/13/2002 Time: 1:00 pm Site: Rupp Arena-Lexington, KY Attendance:

Name	Action	Action	Score	Clock	Diff	Name	Action	Action
S Boreing	Personal Foul			3 3:19				
A Anderkin	Enter Game	for S Boreing		3 3:19				
			25-37	3 3:16	-12	C Clarke	3Pt Made	R Wagner Assist
				3 3:02		R Wagner	Personal Foul	
A Cash	FG Made		27-37	3 2:51	-10			
			27-39	3 2:34	-12	O Hill	Dunk Made	C Clarke Assist
				3 2:27		C Clarke	Personal Foul	
				3 2:27				
D Taylor	Enter Game	for A Miller		3 2:27		A Cooper	Enter Game	for O Hill
				3 2:15		R Wagner	Personal Foul	
A Hammond	FG Attempt	D Taylor Off Reb		3 2:04				
A Cash	FG Attempt			3 1:55		C Clarke	Def Rebound	
A Cash	Def Rebound			3 1:44		B Hamilton	FG Attempt	
A Cash	Turnover	(Bad Pass)		3 1:38				
				3 1:38		C Gibson	Enter Game	for B Hamilton
A Anderkin	Personal Foul			3 1:22				
J Reynolds	Enter Game	for A Anderkin		3 1:22				
				3 1:22		F Perry	FT Attempt	PadT Deadball Reb
A Cash	Def Rebound			3 1:22		F Perry	FT Attempt	
A Cash	FG Attempt	A Hammond Off Reb		3 1:07		C Clarke	Block	
A Hammond	Putback Made		29-39	3 1:04	-10			
				3 0:42		C Clarke	3Pt Attempt	A Cooper Off Reb
			29-41	3 0:38	-12	A Cooper	Putback Made	
C Settles	FG Attempt	A Hammond Off Reb		3 0:17				
A Hammond	Putback Made		31-41	3 0:16	-10			
A Hammond	FT Made		32-41	3 0:16	-9	A Cooper	Personal Foul	
A Miller	Enter Game	for A Cash		3 0:16				
			32-44	3 0:01	-12	C Gibson	3Pt Made	C Clarke Assist

End of Period Summary Rockets 32 Blue Tornado 44

Largest Lead: Rockets 6 Blue Tornado 20 (14 pts)

Lead in Period: Rockets 17 Blue Tornado 31 (14 pts)

6 for 8 oppo pts

4 for 5 pts

7/12 for 58.3 %

1/3 for 33.3 %

Turnovers

2nd Chances

Field Goals

Free Throws

Lead Changes: 2 Ties: 0

Lead Changes: 0 Ties: 0 (this period)

3 for 2 oppo pts

5 for 4 pts

7/17 for 41.2 %

1/4 for 25.0 %

2002 KHSAA BOYS' SWEET 16 - Play by Play Report - Period: 4 (pg 1)
 Rockcastle County Rockets vs. Paducah Tilghman Blue Tornado
 Date: 03/13/2002 Time: 1:00 pm Site: Rupp Arena-Lexington, KY Attendance:

Name	Action	Action	Score	Clock	Diff	Name	Action	Action
				4 8:00		C Gibson	Leave Game	
				4 8:00		R Wagner	Leave Game	
				4 8:00		F Perry	Leave Game	
				4 8:00		C Clarke	Leave Game	
				4 8:00		C Gibson	Enter Game	for A Cooper
				4 8:00		R Wagner	Enter game	
				4 8:00		B Hamilton	Enter game	
				4 8:00		C Clarke	Enter game	
				4 8:00		O Hill	Enter game	
D Taylor	Leave Game			4 8:00				
A Miller	Leave Game			4 8:00				
J Reynolds	Leave Game			4 8:00				
C Settles	Leave Game			4 8:00				
D Taylor	Enter Game	for A Hammond		4 8:00				
A Miller	Enter game			4 8:00				
A Cash	Enter game			4 8:00				
J Reynolds	Enter game			4 8:00				
A Hammond	Enter game			4 8:00				
				4 7:41		C Clarke	3Pt Attempt	O Hill Off Reb
A Cash	Def Rebound			4 7:32		O Hill	FG Attempt	
J Reynolds	Layup Made	A Cash Assist	34-44	4 7:26	-10			
A Cash	Personal Foul			4 7:10				
				4 7:10		F Perry	Enter Game	for C Clarke
			34-45	4 7:10	-11	B Hamilton	FT Made	
			34-46	4 7:10	-12	B Hamilton	FT Made	
A Cash	Turnover	(Bad Pass)		4 7:00				
				4 6:59		B Hamilton	Steal	
				4 6:51		B Hamilton	Turnover	
				4 6:51		C Gibson	Personal Foul	
J Reynolds	FG Attempt	J Reynolds Off Reb		4 6:37				
J Reynolds	FG Attempt	Rock Off Reb		4 6:30		O Hill	Block	
A Anderkin	Enter Game	for A Miller		4 6:28				
A Anderkin	3Pt Attempt			4 6:19		R Wagner	Def Rebound	
				4 6:11		O Hill	Turnover	(Fumble)
A Anderkin	3Pt Attempt	A Hammond Off Reb		4 6:02				
A Hammond	Putback Att	A Cash Off Reb		4 6:00				
A Cash	FG Made		36-46	4 5:55	-10			
A Hammond	Personal Foul			4 5:43				
				4 5:43		PadT	Time Out	
				4 5:43		O Hill	FT Attempt	PadT Deadball Reb
			36-47	4 5:43	-11	O Hill	FT Made	
A Cash	FG Attempt	A Anderkin Off Reb		4 5:36		O Hill	Block	
A Hammond	FG Made		38-47	4 5:30	-9			
			38-50	4 4:49	-12	F Perry	3Pt Made	R Wagner Assist
A Cash	3Pt Attempt			4 4:42		C Gibson	Def Rebound	
D Taylor	Personal Foul			4 4:40				
				4 4:40		C Gibson	FT Attempt	PadT Deadball Reb
			38-51	4 4:40	-13	C Gibson	FT Made	
				4 4:38		C Clarke	Enter Game	for C Gibson
A Cash	FG Attempt			4 4:31		O Hill	Def Rebound	
				4 4:26		O Hill	Turnover	(Bad Pass)
A Cash	Steal			4 4:24				
A Anderkin	3Pt Attempt			4 4:13		B Hamilton	Def Rebound	
			38-53	4 4:03	-15	F Perry	Layup Made	O Hill Assist
Rock	Time Out			4 4:02				
C Settles	Enter Game	for D Taylor		4 4:02				
A Cash	FG Attempt			4 3:47		O Hill	Def Rebound	
C Settles	Personal Foul			4 3:47				
A Miller	Enter Game	for A Cash		4 3:47				
				4 3:47		O Hill	FT Attempt	PadT Deadball Reb
			38-54	4 3:47	-16	O Hill	FT Made	

2002 KHSAA BOYS' SWEET 16 - Play by Play Report - Period: 4 (pg 2)
Rockcastle County Rockets vs. Paducah Tilghman Blue Tornado
 Date: 03/13/2002 Time: 1:00 pm Site: Rupp Arena-Lexington, KY Attendance:

Name	Action	Action	Score	Clock	Diff	Name	Action	Action
C Settles	Turnover	(Bad Pass)		4 3:38				
			38-56	4 3:36		R Wagner	Steal	
A Anderkin	3Pt Attempt			4 3:31	-18	B Hamilton	Layup Made	
A Anderkin	Personal Foul			4 3:22		C Clarke	Block	O Hill Def Reb
D Taylor	Enter Game	for A Anderkin		4 3:21				
			38-57	4 3:21	-19	A Cooper	Enter Game	for F Perry
			38-58	4 3:21	-20	O Hill	FT Made	
A Miller	3Pt Made	D Taylor Assist	41-58	4 3:09	-17	O Hill	FT Made	
				4 3:00				
A Hammond	Block			4 2:21		A Cooper	FG Attempt	A Cooper Off Reb
				4 2:10		PadT	20 Sec Time Out	
A Cash	Enter Game	for J Reynolds		4 2:10				
A Hammond	Def Rebound			4 1:53		A Cooper	Layup Att	
				4 1:48		C Clarke	Personal Foul	
				4 1:48		B Hamilton	Leave Game	
				4 1:48		C Gibson	Enter Game	for A Cooper
				4 1:48		F Perry	Enter game	
A Cash	FT Made		42-58	4 1:48	-16			
A Cash	FT Made		43-58	4 1:48	-15			
				4 1:39		PadT	Time Out	
C Settles	FG Attempt	C Settles Off Reb		4 1:26		R Wagner	Turnover	(Fumble)
				4 1:23		F Perry	Block	
				4 1:21		O Hill	Personal Foul	
				4 1:21		B Hamilton	Enter Game	for R Wagner
D Taylor	Leave Game			4 1:21				
C Reams	Enter Game	for A Miller		4 1:21				
C Childress	Enter game			4 1:21				
C Settles	FT Attempt			4 1:21		O Hill	Def Rebound	
				4 0:36		C Gibson	Turnover	
B Roberts	Enter Game	for A Hammond		4 0:36				
D Hurst	Enter Game	for A Cash		4 0:36				
J Isaacs	Enter Game	for C Settles		4 0:36				
				4 0:36		C Gibson	Leave Game	
				4 0:36		A Davis	Enter Game	for C Clarke
				4 0:36		M Craft	Enter game	for F Perry
				4 0:36		B Hamilton	Leave Game	
				4 0:36		C Hamilton	Enter Game	for O Hill
				4 0:36		D Faulkner	Enter game	
				4 0:36		J Biles	Enter game	
C Childress	Turnover			4 0:22				
				4 0:21		M Craft	Steal	
Rock	Def Rebound			4 0:15		A Davis	3Pt Attempt	
J Isaacs	Leave Game			4 0:13				
D Harris	Enter Game	for D Hurst		4 0:13				
A Stevens	Enter game			4 0:13				
C Reams	Turnover	(Bad Pass)		4 0:05				

End of Period Summary Rockets 43 Blue Tornado 58

Largest Lead: Rockets 38 Blue Tornado 58 (20 pts)

Lead in Period: Rockets 38 Blue Tornado 58 (20 pts)

4 for 2 oppo pts

6 for 4 pts

4/16 for 25.0 %

2/3 for 66.7 %

Turnovers

2nd Chances

Field Goals

Free Throws

Lead Changes: 2 Ties: 0

Lead Changes: 0 Ties: 0 (this period)

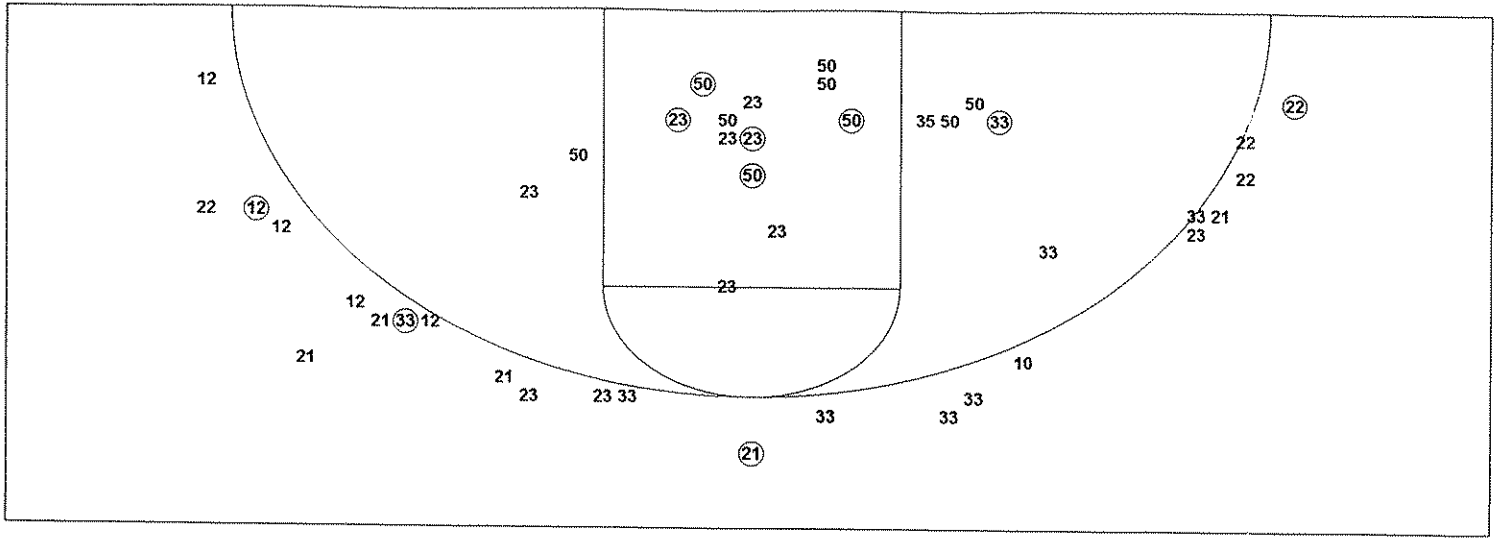
5 for 2 oppo pts

2 for 0 pts

3/8 for 37.5 %

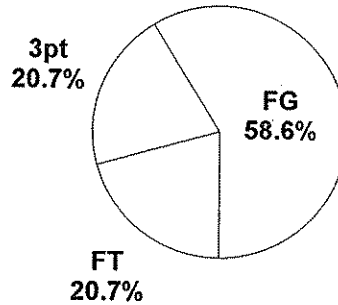
7/10 for 70.0 %

2002 KHSAA BOYS' SWEET 16 - TEAM SHOT CHART for the Paducah Tilghman Blue Tornado
Rockcastle County Rockets vs. Paducah Tilghman Blue Tornado
DATE: 03/13/2002 TIME: 1:00 pm SITE: Rupp Arena-Lexington, KY

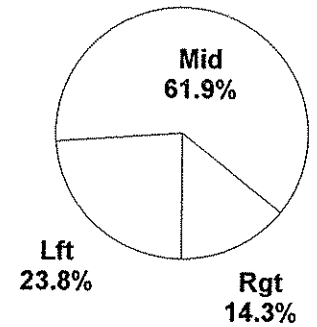


Shot Summary	M/A	%	PTS
3Pt FG	4/24	16.7%	12
2Pt FG	17/39	43.6%	34
Layups - L	3/4	75.0%	6
Layups - R	1/3	33.3%	2
Dunks	2/2	100.0%	4
Putbacks	5/11	45.5%	10
Overall Shooting	21/63	33.3%	46
Free Throws	12/20	60.0%	12
Total Points			58

Scoring Distribution




Scoring Locations

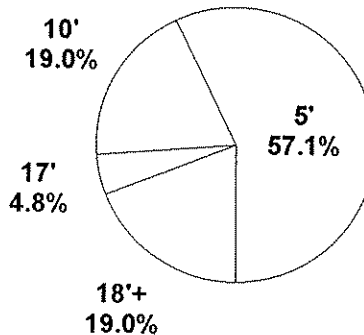


By Period	FG	FGA	FG%	3Pt	3PA	3P%	FT	FTA	FT%	PTS	ORB	DRB	TR	PF	AST	TO	BS	ST	P/S
1st Period	7	20	35.0	0	7	0.00	0	2	0.00	14	7	6	13	2	3	2	3	3	0.67
2nd Period	4	18	22.2	0	6	0.00	4	4	100	12	7	3	10	4	3	3	0	5	0.60
3rd Period	7	17	41.2	3	8	37.5	1	4	25.0	18	5	2	7	5	4	3	1	3	0.95
4th Period	3	8	37.5	1	3	33.3	7	10	70.0	14	2	7	9	3	2	5	4	3	1.08
Game	21	63	33.3	4	24	16.7	12	20	60.0	58	21	18	39	14	12	13	8	14	0.79

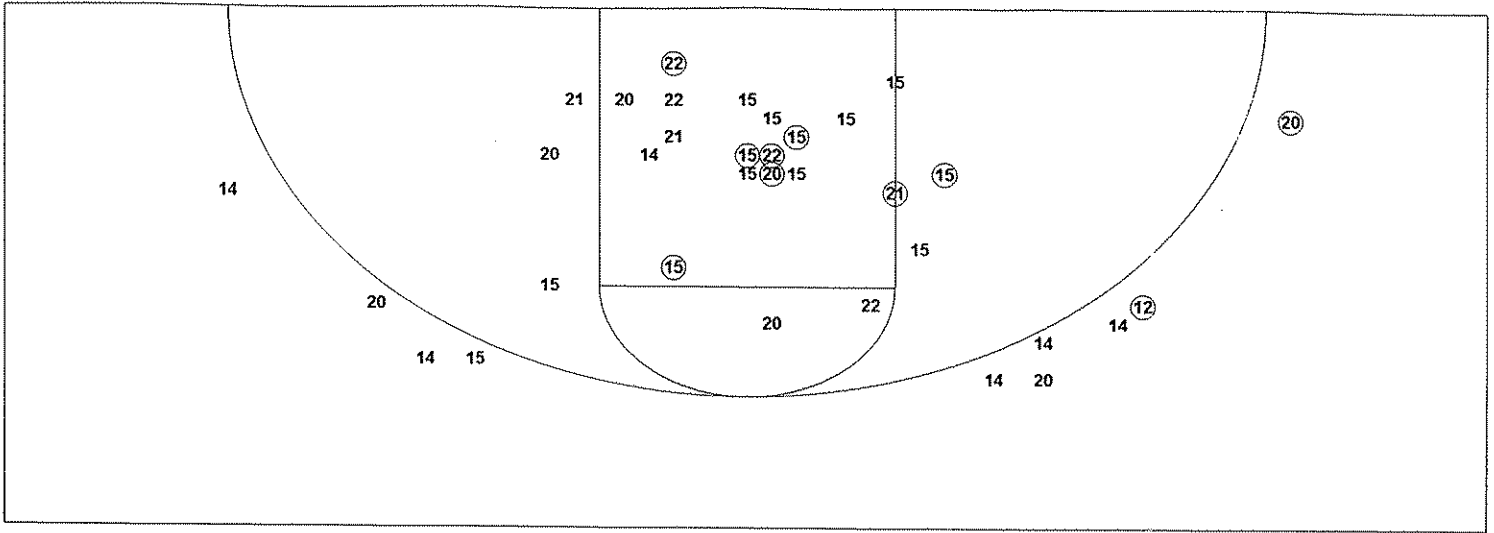
Scoring Breakdown



Scoring Range




2002 KHSAA BOYS' SWEET 16 - TEAM SHOT CHART for the Rockcastle County Rockets
Rockcastle County Rockets vs. Paducah Tilghman Blue Tornado
DATE: 03/13/2002 TIME: 1:00 pm SITE: Rupp Arena-Lexington, KY

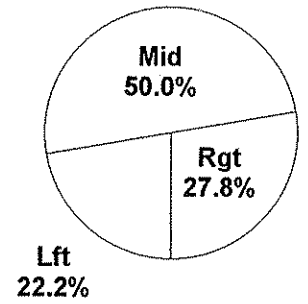


Shot Summary	M/A	%	PTS
3Pt FG	2/10	20.0%	6
2Pt FG	16/34	47.1%	32
Layups - L	4/4	100.0%	8
Layups - R	2/3	66.7%	4
Dunks	0/0	0.0%	0
Putbacks	2/3	66.7%	4
Overall Shooting	18/44	40.9%	38
Free Throws	5/12	41.7%	5
Total Points			43

Scoring Distribution




Scoring Locations



By Period	FG	FGA	FG%	3Pt	3PA	3P%	FT	FTA	FT%	PTS	ORB	DRB	TR	PF	AST	TO	BS	ST	P/S
1st Period	2	7	28.6	1	2	50.0	1	4	25.0	6	1	6	7	2	1	7	0	2	0.67
2nd Period	5	9	55.6	0	2	0.00	1	2	50.0	11	2	6	8	3	2	9	0	1	1.10
3rd Period	7	12	58.3	0	0	0.00	1	3	33.3	15	4	5	9	7	2	6	0	1	1.15
4th Period	4	16	25.0	1	6	16.7	2	3	66.7	11	6	3	9	5	2	4	1	1	0.65
Game	18	44	40.9	2	10	20.0	5	12	41.7	43	13	20	33	17	7	26	1	5	0.86

Scoring Breakdown



Scoring Range

